
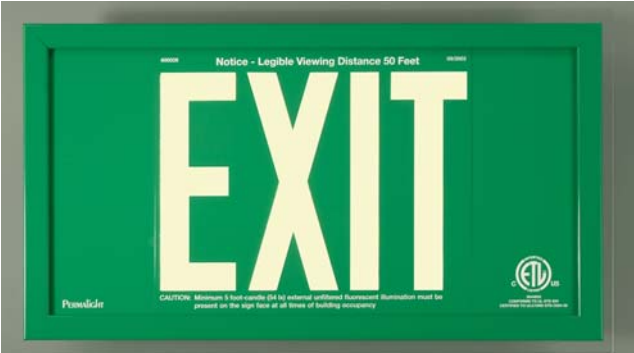


ETL Intertek Testing listed to UL924 Standard for Emergency Lighting

**Photoluminescent Aluminum inside Aluminum Frame EXIT Sign  
50-foot viewing distance**

Item-No:	Description:	Dimensions:
600025	<p>50 foot viewing distance energy-efficient Photoluminescent <i>Aluminum Panels inside Aluminum Frame</i> EXIT Sign: Each sign consists of</p> <ul style="list-style-type: none"><li>• an aluminum frame</li><li>• one EXIT panel</li><li>• 2 same-colored side panels</li><li>• inside the packing unit: 2 chevron panels.</li><li>• Accessories for flat wall mount included.</li></ul> <p>The installer determines on-site whether the location requires just the sign with its EXIT legend; or if the location requires pointing in an exit direction, the installer switches out any of the two side panels to point in the appropriate exit direction(s).</p> <p><b>Red</b> Aluminum Panels Background with photoluminescent yellowish surface printed letters EXIT</p> 	10-1/4 inch tall 18-3/4 inch wide
600026	<p><b>Green</b> Aluminum Panels Background with photoluminescent yellowish surface printed letters EXIT</p> 	10-1/4 inch tall 18-3/4 inch wide

<p>600027</p>	<p>Black Aluminum Panels Background with photoluminescent yellowish surface printed letters EXIT</p>  <p>Also available DOUBLE-sided: Add -DB to Item-Number A double-sided Sign requires a Mounting Bracket – see below.</p>	<p>10-1/4 inch tall 18-3/4 inch wide</p>
---------------	--	--

## Compliances

### Photoluminescent Exit Sign

- ✓ In compliance with IBC and IFC codes
- ✓ In compliance with NFPA 101-*Life Safety Code*  
Before installation it must be determined that there is a minimum of 5 fc (54 lux) of fluorescent illumination on the face of the sign at all times of building occupancy.
- ✓ OSHA 1910.37 (b)(6) compliant
- ✓ Listed to Standard UL924 by ETL Intertek Testing
- ✓ Accessories for flat wall mount INCLUDED in sign package.
- ✓ OPTIONALLY available: Three Bracket length – see ACCESSORIES
- ✓ Listed for high-location and floor-proximity installation = impact resistance tested by ETL!

## Aluminum Exit Sign Benefits

- No energy consumption: no electricity cost; green design
- No maintenance: no bulbs, no battery replacement
- Non-toxic, non-radioactive
- No disposal cost
- Easily movable should egress routing change
- Durable Metal design
- Consistent, uniform EXIT legend illumination
- Visible at 50 feet
- Recyclable Aluminum
- LEED points qualified

Continued on Page 3

**Item-No:**

**Aluminum in Alu Frame Sign Accessories:**


**Dimensions:**

Accessories for Photoluminescent **Framed** Aluminum EXIT Sign:

**600055** Bracket for Ceiling or Perpendicular (side wall) Flag Mount



1.5 inches away from Ceiling or Side Wall



**600056** Bracket for 10 inch EXTENDED Ceiling Mount

10 inches away from the Ceiling

**600057** Bracket for 19.5 inch EXTENDED Ceiling Mount

19.5 inches away from the Ceiling